



Redhill Forest POMWACA
4 Seasons Management & Realty Group
9351 Grant St #500
Thornton, CO 80229
(303) 952-4004
dcohen@redhillforest.org

REDHILL FOREST PROPERTY OWNERS, MUTUAL WATER AND CATTLE ASSOCIATION

PWSID # CO0147040


2023 Drinking Water Consumer Confidence Report for Calendar Year 2022

This report shows the results of our monitoring for the period of January 1st to December 31st, 2022.

This is the annual report on the quality of water delivered by the Redhill Forest Property Owners, Mutual Water and Cattle Association. It meets the Federal Safe Drinking Water Act (SDWA) requirement for "Consumer Confidence Reports" and contains information on the source of our water, its constituents, and the health risks associated with any contaminants. Safe water is vital to our community. Please read this report carefully and, if you have questions, please call H2O Consultants, LTD. at (719) 687-2386.

Redhill Forest Property Owners, Mutual Water and Cattle Association drinking water meets or surpasses federal and state drinking-water standards.

Where does our water come from?



The Redhill Forest Property Owners, Mutual Water and Cattle Association pumps water from two wells, well # 1 and well # 2. The wells are drilled deep into the Dakota aquifer that lies under the Trout Creek Ranch. The water you use begins its journey to you from the wells through a pumping station to the water treatment plant and into the water mains that provide water to your home. While going through this process Radon, Iron, Manganese, and Radium are removed from the water. The water provided to you is very clean and ready for you to use.



Source Water Protection

Source Water Assessment and Protection (SWAP)


The Colorado Department of Public Health and Environment may have provided us with a Source Water Assessment Report for our water supply. For general information or to obtain a copy of the report please visit wqcdcompliance.com/ccr. The report is located under "Guidance: Source Water Assessment Reports". Search the table using 147040, REDHILL FOREST POW ACA, or by contacting JERRY SHANDS at 720-409-8554. The Source Water Assessment Report provides a screening-level evaluation of potential contamination that could occur. It does not mean that the contamination has or will occur. We can use this information to evaluate the need to improve our current water treatment capabilities and prepare for future contamination threats. This can help us ensure that quality finished water is delivered to your homes. In addition, the source water assessment results provide a starting point for developing a source water protection plan. Potential sources of contamination in our source water area are listed on the next page.

Please contact us to learn more about what you can do to help protect your drinking water sources, any questions about the Drinking Water Quality Report, to learn more about our system, or to attend scheduled public meetings. We want you, our valued customers, to be informed about the services we provide and the quality water we deliver to you every day.

Our Source Water

Sources (Water Type - Source Type)	Potential Source(s) of Contamination
NORTHFIELD WELL NO 2 (Groundwater-Well) NEW WELL NO 1 (Groundwater-Well)	Deciduous Forest, Evergreen Forest

Our Water Sources



The Redhill Forest Property Owners, Mutual Water, and Cattle Association encourages public interest and participation in our communities' decisions affecting drinking water. For more information regarding the Association Water Committee, contact JERRY SHANDS at 720-409-8554. H2O Consultants, LTD. your contract water operations company can be reached at (719) 687-2386 or the Association Office at (303) 952-4004. You can e-mail H2O Consultants, LTD. at d.stanford@h2oconsultants.biz

Definition of Terms in the Water-Quality Data Table

Definitions of MCL and MCLG are important please see the definitions below.

Terms and Abbreviations

- **Maximum Contaminant Level (MCL)** – The highest level of a contaminant allowed in drinking water.
- **Treatment Technique (TT)** – A required process intended to reduce the level of a contaminant in drinking water.
- **Health-Based** – A violation of either a MCL or TT.
- **Non-Health-Based** – A violation that is not a MCL or TT.
- **Action Level (AL)** – The concentration of a contaminant which, if exceeded, triggers treatment and other regulatory requirements.
- **Maximum Residual Disinfectant Level (MRDL)** – The highest level of a disinfectant allowed in drinking water. There is convincing evidence that addition of a disinfectant is necessary for control of microbial contaminants.
- **Maximum Contaminant Level Goal (MCLG)** – The level of a contaminant in drinking water below which there is no known or expected risk to health. **MCLGs allow for a margin of safety.**
- **Maximum Residual Disinfectant Level Goal (MRDLG)** – The level of a drinking water disinfectant, below which there is no known or expected risk to health. MRDLGs do not reflect the benefits of the use of disinfectants to control microbial contaminants.
- **Violation (No Abbreviation)** – Failure to meet a Colorado Primary Drinking Water Regulation.
- **Formal Enforcement Action (No Abbreviation)** – Escalated action taken by the State (due to the risk to public health, or number or severity of violations) to bring a non-compliant water system back into compliance.
- **Variance and Exemptions (V/E)** – Department permission not to meet a MCL or treatment technique under certain conditions.
- **Gross Alpha (No Abbreviation)** – Gross alpha particle activity compliance value. It includes radium-226, but excludes radon 222, and uranium.
- **Picocuries per liter (pCi/L)** – Measure of the radioactivity in water.
- **Nephelometric Turbidity Unit (NTU)** – Measure of the clarity or cloudiness of water. Turbidity in excess of 5 NTU is just noticeable to the typical person.
- **Compliance Value (No Abbreviation)** – Single or calculated value used to determine if regulatory contaminant level (e.g. MCL) is met. Examples of calculated values are the 90th Percentile, Running Annual Average (RAA) and Locational Running Annual Average (LRAA).
- **Average (x-bar)** – Typical value.
- **Range (R)** – Lowest value to the highest value.
- **Sample Size (n)** – Number or count of values (i.e. number of water samples collected).
- **Parts per million = Milligrams per liter (ppm = mg/L)** – One part per million corresponds to one minute in two years or a single penny in \$10,000.
- **Parts per billion = Micrograms per liter (ppb = ug/L)** – One part per billion corresponds to one minute in 2,000 years, or a single penny in \$10,000,000.
- **Not Applicable (N/A)** – Does not apply or not available.
- **Level 1 Assessment** – A study of the water system to identify potential problems and determine (if possible) why total coliform bacteria have been found in our water system.
- **Level 2 Assessment** – A very detailed study of the water system to identify potential problems and determine (if possible) why an E. coli MCL violation has occurred and/or why total coliform bacteria have been found in our water system on multiple occasions.

Detected Contaminant(s)

REDHILL FOREST POW ACA routinely monitors for contaminants in your drinking water according to Federal and State laws. The following table(s) show all detections found in the period of January 1 to December 31, 2022, unless otherwise noted. The State of Colorado requires us to monitor for certain contaminants less than once per year because the concentrations of these contaminants are not expected to vary significantly from year to year, or the system is not considered vulnerable to this type of contamination. Therefore, some of our data, though representative, may be more than one year old. Violations and Formal Enforcement Actions, if any, are reported in the next section of this report.

Note: Only detected contaminants sampled within the last 5 years appear in this report. If no tables appear in this section, then no contaminants were detected in the last round of monitoring.

Disinfectants Sampled in the Distribution System						
TT Requirement: At least 95% of samples per period (month or quarter) must be at least 0.2 ppm <u>OR</u> If sample size is less than 40 no more than 1 sample is below 0.2 ppm						
Typical Sources: Water additive used to control microbes						
Disinfectant Name	Time Period	Results	Number of Samples Below Level	Sample Size	TT Violation	MRDL
Chlorine	December, 2022	<u>Lowest period</u> percentage of samples meeting TT requirement: 100%	0	1	No	4.0 ppm

Lead and Copper Sampled in the Distribution System								
Contaminant Name	Time Period	90 th Percentile	Sample Size	Unit of Measure	90 th Percentile AL	Sample Sites Above AL	90 th Percentile AL Exceedance	Typical Sources
Copper	08/14/2021 to 08/14/2021	0.32	5	ppm	1.3	0	No	Corrosion of household plumbing systems; Erosion of natural deposits

Disinfection Byproducts Sampled in the Distribution System									
Name	Year	Average	Range Low – High	Sample Size	Unit of Measure	MCL	MCLG	MCL Violation	Typical Sources
Total Haloacetic Acids (HAA5)	2021	4.9	4.9 to 4.9	1	ppb	60	N/A	No	Byproduct of drinking water disinfection
Total Trihalomethanes (TTHM)	2021	27.8	27.8 to 27.8	1	ppb	80	N/A	No	Byproduct of drinking water disinfection

Radionuclides Sampled at the Entry Point to the Distribution System									
Contaminant Name	Year	Average	Range Low – High	Sample Size	Unit of Measure	MCL	MCLG	MCL Violation	Typical Sources
Combined Radium	2021	3	3 to 3	1	pCi/L	5	0	No	Erosion of natural deposits

Inorganic Contaminants Sampled at the Entry Point to the Distribution System									
Contaminant Name	Year	Average	Range Low – High	Sample Size	Unit of Measure	MCL	MCLG	MCL Violation	Typical Sources
Arsenic	2020	1	1 to 1	1	ppb	10	0	No	Erosion of natural deposits; runoff from orchards; runoff from glass and electronics production wastes
Barium	2020	0	0 to 0	1	ppm	2	2	No	Discharge of drilling wastes; discharge from metal refineries; erosion of natural deposits
Chromium	2020	1	1 to 1	1	ppb	100	100	No	Discharge from steel and pulp mills; erosion of natural deposits
Fluoride	2020	0.25	0.25 to 0.25	1	ppm	4	4	No	Erosion of natural deposits; water additive which promotes strong teeth; discharge from fertilizer and aluminum factories

Secondary Contaminants**						
**Secondary standards are <u>non-enforceable</u> guidelines for contaminants that may cause cosmetic effects (such as skin, or tooth discoloration) or aesthetic effects (such as taste, odor, or color) in drinking water.						
Contaminant Name	Year	Average	Range Low – High	Sample Size	Unit of Measure	Secondary Standard
Sodium	2020	9.1	9.1 to 9.1	1	ppm	N/A

Violations, Significant Deficiencies, and Formal Enforcement Actions

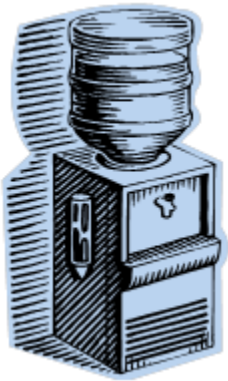
No Violations or Formal Enforcement Actions

Lead in Drinking Water



If present, elevated levels of lead can cause serious health problems (especially for pregnant women and young children). It is possible that lead levels at your home may be higher than other homes in the community as a result of materials used in your home's plumbing. If you are concerned about lead in your water, you may wish to have your water tested. When your water has been sitting for several hours, you can minimize the potential for lead exposure by flushing your tap for 30 seconds to 2 minutes before using water for drinking or cooking. Additional information on lead in drinking water, testing methods, and steps you can take to minimize exposure is available from the Safe Drinking Water Hotline (1-800-426-4791) or at

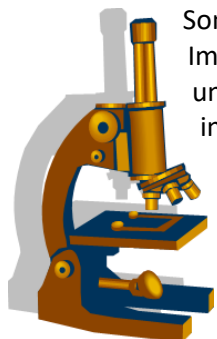
<http://www.epa.gov/safewater/lead>.



In order to ensure that tap water is safe to drink, the Colorado Department of Public Health and Environment prescribes regulations limiting the amount of certain contaminants in water provided by public water systems. The Food and Drug Administration regulations establish limits for contaminants in bottled water that must provide the same protection for public health. All drinking water, including bottled water, may reasonably be expected to contain at least small amounts of some contaminants. The presence of contaminants does not necessarily indicate that the water poses a health risk. More information about contaminants and potential health effects can be obtained by calling the Environmental Protection Agency's Safe Drinking Water Hotline (1-800-426-4791) or by visiting <http://water.epa.gov/drink/contaminants>.

The sources of drinking water (both tap water and bottled water) include rivers, lakes, streams, ponds, reservoirs, springs, and wells. As water travels over the surface of the land or through the ground, it dissolves naturally occurring minerals and, in some cases, radioactive material, and can pick up substances resulting from the presence of animals or from human activity. Contaminants that may be present in source water include:

- **Microbial contaminants:** viruses and bacteria that may come from sewage treatment plants, septic systems, agricultural livestock operations, and wildlife.
- **Inorganic contaminants:** salts and metals, which can be naturally-occurring or result from urban storm water runoff, industrial or domestic wastewater discharges, oil and gas production, mining, or farming.
- **Pesticides and herbicides:** may come from a variety of sources, such as agriculture, urban storm water runoff, and residential uses.
- **Radioactive contaminants:** can be naturally occurring or be the result of oil and gas production and mining activities.
- **Organic chemical contaminants:** including synthetic and volatile organic chemicals, which are byproducts of industrial processes and petroleum production, and also may come from gas stations, urban storm water runoff, and septic systems.



Some people may be more vulnerable to contaminants in drinking water than the general population. Immunocompromised persons such as persons with cancer undergoing chemotherapy, persons who have undergone organ transplants, people with HIV-AIDS or other immune system disorders, some elderly, and infants can be particularly at risk of infections. These people should seek advice about drinking water from their health care providers. For more information about contaminants and potential health effects, or to receive a copy of the U.S. Environmental Protection Agency (EPA) and the U.S. Centers for Disease Control (CDC) guidelines on appropriate means to lessen the risk of infection by *Cryptosporidium* and microbiological contaminants call the EPA Safe Drinking Water Hotline at (1-800-426-4791).